

# LIFE IN SPACE

What's that light in the sky? Is it a star? Is it a planet? No. It's the International Space Station, 400 km **above** Earth! I'm here on the space station for six months with five other astronauts from Russia, the USA, Holland and Japan. We travel around Earth sixteen times every day, at a **speed** of 27,724 km per hour.

I get up at six o'clock **in** the morning and I wash. Everything **floats** in space because of zero gravity, including water! We have a special shampoo to **wash** our hair without water!

I get dressed in a T-shirt and shorts. We only use the space suits outside the space station. Outside, the temperature **changes** a lot. It's 100°C in the sun, but it's -100°C in the dark. It's 23°C **inside** the space station, **in** winter and **in** summer. 😊



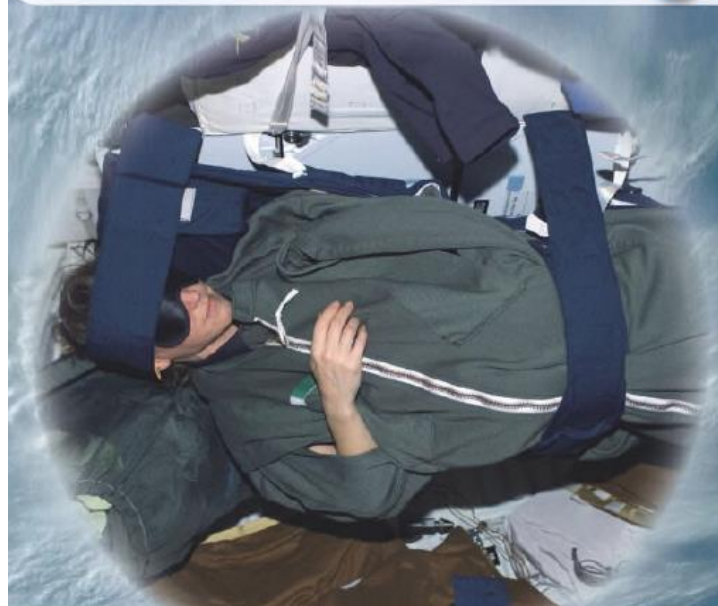
We have breakfast **at** quarter to seven. All our food comes in **tins** and special **bags** and it isn't very nice. We don't have pizza on the space station. 😞

**After** breakfast, we do exercise for an hour. Our arms and legs don't do a lot of work on the space station because we float. Exercise is very important. We watch films in the gym. My favourites are Russian **comedies**! They're funny. 😊



Then we start work. We do experiments and work on the computers. We have lunch at one o'clock. **In** the afternoon I make videos for science lessons in schools. I answer questions from students about life in space. **Before** dinner we do **another** hour of exercise. 😞 40

**In** the evening and **at** the weekend, we play games, chat or use the internet. Yes, we've got the internet in space! **On** Sunday, we have a video chat with our families and friends. 😊 45



We go to bed early. We sleep in sleeping bags, so we don't float around the space station **at** night! 😴

**STRATEGY**

**Guessing the meaning of unknown words 1**

To guess the meaning of a word:

- read the sentence carefully. The words before and after it help you understand the meaning.
- think of similar words in your language.
- look for other examples of the word in the text.
- pictures and photos can show the meaning.

**6** Read the strategy. Guess the meaning of the words in bold in the diary.

**7** Read the diary again. Are the sentences true (T) or false (F)? Correct the false ones.

- 1 The astronauts are different nationalities.
- 2 The food they eat in space is popular.
- 3 The writer likes Russian films.
- 4 They do one hour of exercise every day.
- 5 They have a video chat every evening.
- 6 They go to bed late.

**V insight** **Prepositions of time**

**8** Study the highlighted prepositions in the blog. Write them in the table.

Preposition	Time
1 .....	the weekend, night, six o'clock, Christmas
2 .....	Sunday
3 .....	the morning, the afternoon, the evening, summer, winter, December
4 ..... / 5 .....	breakfast, lunch, dinner
–	every day / night, all the time, early, late

**9** Complete the text with the correct prepositions or no preposition.

I'm an astronaut, but I don't work in space. I work in the USA. I start work <sup>1</sup>..... nine o'clock  
<sup>2</sup>..... every day. <sup>3</sup>.....  
autumn, winter and spring, I design space vehicles, but  
<sup>4</sup>..... June, July and August I work at  
Space Camp. Teenagers from a lot of different countries  
come <sup>5</sup>..... Monday and stay  
<sup>6</sup>..... all week. <sup>7</sup>..... the  
morning and afternoon, they learn about space.  
<sup>8</sup>..... night, they look at the stars with  
telescopes. I finish work <sup>9</sup>..... late, but I  
don't work <sup>10</sup>..... the weekend.

**10 SPEAKING** Work in pairs. Tell your partner about your daily routine and the times when you do things. Use the phrases in exercise 8 to help you.

get up at seven o'clock.

## MY DAILY ROUTINES



Wake up (despertarse)



Get Up (levantarse)



get dressed (vestirse)



Have breakfast (desayunar)



Brush my teeth (cepillarme los dientes)



Leave home (salir de casa)



Get to school (llegar a la escuela)



Start classes (comenzar clases)



Leave school (salir de la escuela)

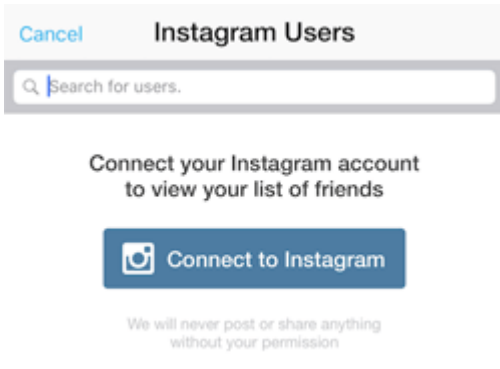
# MY DAILY ROUTINES




Have lunch (almorzar)



(conectarse a Facebook)



Connect to Inst. (Conectarse a Instagram)



Watch TV (mirar tv)



Do homework (hacer la tarea)



Play Volleyball



Play football



Hang out with friends (juntarse con amigos)

## MY DAILY ROUTINES



Have mate (tomar mate)



Play basketball



©Ron Leishman \* illustrationsOf.com/1047878

Have a shower (ducharse)



Have dinner (cenar)



Go to bed /Go to sleep (ira a la cama/ ir a dormir)

Revision de  
Daily Routines  
(Present  
Simple)

HAVE  
BREAKFAST  
=DESAYUNAR

HAVE LUNCH  
= ALMORZAR

MEALS:  
COMIDAS

HAVE TEA =  
MERENDAR  
(HAVE MATE)

HAVE  
DINNER  
=CENAR

Usamos AT para referirme la hora:  
.....  
I get up AT 7 am  
(Me levanto a las 7 am)  
I get to school AT 7:45  
(llego a la escuela a las 7:45)

Miramos el video  
Despicable me:  
Pusimos los post-it  
(notitas) en orden y  
los conectores  
también (first, then,  
etc)



First  
(primero)

he HAS a  
shower=  
el se  
ducha

Then  
(después)

He  
dances  
= baila

after that  
(después  
de eso)

He prepareS  
breakfast  
=prepara el  
desayuno

Then  
(después)

He  
plays  
frizbee

after that  
(después  
de eso)

he helpS  
someone  
in the  
street

(Ayuda a  
alguien en  
la calle.)

finally  
(finalmente)

He getS to  
work=  
llega al  
trabajo

Los verbos en afirmativo con HE, SHE ó IT CAMBIAN:  
Mirá (look at the examples):  
I have a shower at 6 am  
He HAS a shower at 7 am

**I wake up //**  
**You wake up//**  
**We wake up //**  
**They wake up**

**Pedro wakeS up at 6 am**  
**She wakeS up at 7**  
**they wake up at 9 at the weekend**



# Los verbos CAMBIAN en el afirmativo para HE SHE o IT!

1

\*Para HE SHE IT  
La mayoría de los  
verbos agregan "S":  
He getS up at 7

2

\*\*Para HE, SHE ó IT  
otros verbos agregan  
"ES" cuando terminan  
en "S" / "SH" / "CH" /  
"X" / "O":  
He watchES tv after  
dinner  
She brushES her teeth  
after breakfast  
He goES to school at  
7:30

3

\*\*\*Para HE, SHE ó IT  
los verbos agregan  
"IES" si terminan en  
"Y" (si la Y está  
precedida por  
consonante) Fijate  
acá con el verbo TRY  
(intentar):  
She tries to help her  
mum (Ella intenta  
ayudar a su mamá)

Colocá S, ES ó IES según corresponda. Mirá los ejemplos :)

1. do doES

2. study studIES

3. teach teachES

4. say

5. cry

6. dance

7. fix

8. worry

9. play

10. grow

11. watch

12. miss


13. hurry

14. stop



Revisá las reglas para HE, SHE ó IT en la página anterior...:)

**Fijate si podés hacer este juego sobre el video de Despicable Me. Es para practicar el uso de los verbos con HE, SHE o IT como explican las reglas de la página 4.**



<https://en.islcollective.com/video-lessons/b5057e22f0e4139c5db6736bce6bba15?code=ctuOHTPBs1>

**O escaneá este código QR para hacer el mismo juego sobre el video de Despicable Me. Es para practicar el uso de los verbos con HE, SHE o IT como explican las reglas de la página 4.**



# Vamos a aplicar lo que aprendimos de los verbos en Presente Simple

Completá las oraciones con el verbo que está entre paréntesis. En algunos tenés que agregarle ES, IES ó simplemente S.  
Copialo en tu carpeta, hacele captura y enviame lo por WhatsApp :)

1. I (play) **play** tennis every afternoon. **play = jugar**
2. My parents (live) \_\_\_\_\_ in Ramat-Gan.
3. Tom (listen) **listenS** to the radio in the morning. **listen = escuchar**
4. We (eat) \_\_\_\_\_ eggs for breakfast every morning. **eat= comer**
5. My dog (bark) \_\_\_\_\_ at night. **bark = ladrar**
6. Mrs. Gold (sweep) \_\_\_\_\_ the stairs once a week. **sweep = barrer**
7. My brother never (watch) \_\_\_\_\_ television. **watch = mirar**
8. My family (go) \_\_\_\_\_ to the beach together in the summer. **go = ir**
9. I often (eat) \_\_\_\_\_ dinner at my grandmother's house.
10. Sharon (do) \_\_\_\_\_ her homework regularly. **do = hacer**
11. They (take) \_\_\_\_\_ a bath daily. **take a bath = darse una ducha**

**Escribí el verbo como corresponde. Mirá los ejemplos :)**

## Despicable Me...Gru's

Repasemos el uso de los verbos en Presente Simple Afirmativo para HE, SHE ó IT

Luego de mirar el video...completá estas oraciones.

Video: <https://youtu.be/Mdr8vI37MvY>

1) Gru \_\_\_\_\_ up at half past eight.

- a. wake
- b. wakes
- c. wake up
- d. wakes up

2) Completá con "have" ó "has"?

He \_\_\_\_\_ a shower

3) Corregí esta oración...."combs" no val

He combs his teeth. \_\_\_\_\_

4) Poné las palabras en orden para formar la oración

have breakfast, They \_\_\_\_\_

5) Poné el verbo GO como corresponde...Qué le agregás: "s", "es" ó "ies"?

: He \_\_\_\_\_ to work.

6) Completá con la correcta forma del verbo PLAY (jugar)

: He \_\_\_\_\_ frisbee in the park.

7) Poné las palabras para formar la oración (tenés el verbo "does"= hace)

in He does park, the yoga

8) Completá el espacio con la opción correcta.

He \_\_\_\_\_ the drums.

- a. play
- b. plays

9) Poné en orden la oración

work gets to He



También podés ver el video escaneando este código

Fijate esto...

Si digo: *I wake up at 7* (Me levanto a las 7) el verbo cambia cuando digo *He wakeS up at 7* (Él se levanta a las 7).

Eso es porque los verbos, en el presente simple, en afirmativo, con HE, SHE o IT, cambian...

Mirá las reglas de acá abajo para saber como aplicarlas.

# Los verbos CAMBIAN en el afirmativo para HE SHE o IT!

1

\*Para HE SHE IT  
La mayoría de los verbos agregan "S":  
He getS up at 7

2

\*\*Para HE, SHE ó IT otros verbos agregan "ES" cuando terminan en "S" / "SH" / "CH" / "X" / "O":  
He watchES tv after dinner  
She brushES her teeth after breakfast  
He goES to school at 7:30

3

\*\*\*Para HE, SHE ó IT los verbos agregan "IES" si terminan en "Y" (si la Y está precedida por consonante) Fijate acá con el verbo TRY (intentar):  
She tries to help her mum (Ella intenta ayudar a su mamá)

Let's practice!  
(Practiquemos!)

## Despicable Me...Gru's

Repasemos el uso de los verbos en Presente Simple Afirmativo para HE, SHE ó IT

Luego de mirar el video...completá estas oraciones.

Video: <https://youtu.be/Mdr8vI37MvY>

1) Gru \_\_\_\_\_ up at half past eight.

- a. wake
- b. wakes
- c. wake up
- d. wakes up

2) Completá con "have" ó "has"?

He \_\_\_\_\_ a shower

3) Corregí esta oración...."combs" no va!

He combs his teeth. \_\_\_\_\_

4) Poné las palabras en orden para formar la oración

have breakfast. They \_\_\_\_\_

5) Poné el verbo GO como corresponde...Qué le agregás: "s", "es" ó "ies"?

: He \_\_\_\_\_ to work.

6) Completá con la correcta forma del verbo PLAY (jugar)

: He \_\_\_\_\_ frisbee in the park.

7) Poné las palabras para formar la oración (tenés el verbo "does"= hace)

in He does park. the yoga

8) Completá el espacio con la opción correcta.

He \_\_\_\_\_ the drums.

- a. play
- b. plays

9) Poné en orden la oración

work. gets to He

A esta actividad  
la podés hacer  
sin mirar el  
video!



También podés ver el video escaneando este código